

# Session 9

# Peter Explains Belief in Jesus

1 Peter 1:3-9



### Worship Theme:



Jesus gives us new birth.

### Weaving Faith Into Life:



Children will experience being in God's family and celebrate the new birth Jesus gives.

Session Sequence	What Children Will Do	Supplies
<b>1</b> <b>Let's Praise God!</b> <i>(up to 25 minutes)</i>	<b>Sing</b> <ul style="list-style-type: none"> <li>• "You Gave" (John 14:19b)</li> <li>• "Power Shuffle"</li> <li>• "I Have Been Crucified" (Galatians 2:20)</li> <li>• "My Hope Is in the Lord"</li> <li>• "It Is by Grace" (Ephesians 2:8-9)</li> <li>• "Leaning on the Everlasting Arms"</li> </ul>	<b>KidsOwn Worship Kit:</b> <i>KidsOwn Worship DVD</i> <b>Classroom Supplies:</b> Video equipment, newsprint, tape, markers

## Preschool

Session Sequence	What Children Will Do	Supplies
<b>2</b> <b>Let's Learn the Point!</b> <i>(up to 25 minutes)</i>	<b>Born Into God's Family</b> Take care of baby dolls.	<b>Classroom Supplies:</b> Baby dolls, receiving blankets, bottles, diapers, baby toys
	<b>* Family Traits</b> Talk about care of babies as they pretend to care for their baby dolls.	<b>Classroom Supplies:</b> Baby doll for each child
	<b>Birthday Cakes</b> Make a sweet birthday treat, and talk about being in God's family.	<b>Classroom Supplies:</b> Cupcakes, nondairy whipped topping, rainbow sprinkles, red licorice sticks, knife, napkins, wet wipes

**Elementary**

Session Sequence	What Children Will Do	Supplies
<b>2</b> Let's Learn the Point! <i>(up to 25 minutes)</i>	<b>* Privileges of Membership</b> Work together to explore the Bible passage.	<b>Classroom Supplies:</b> Bibles, paper, pencils
	<b>"Deacon, Hudson, and Ben's Story"</b> Watch a video, and explore what being adopted into God's family and new birth mean for us.	<b>KidsOwn Worship Kit:</b> <i>KidsOwn Worship DVD</i> <b>Classroom Supplies:</b> Bibles, video equipment
	<b>* A New Birth Party</b> Have a birthday party and talk about birthday gifts.	<b>KidsOwn Worship Kit:</b> <i>KidsOwn Worship DVD</i> <b>Classroom Supplies:</b> Noisemakers, party hats, birthday cake, birthday candles, matches, punch, supplies to serve cake and punch, wet wipes, video equipment

Session Sequence	What Children Will Do	Supplies
<b>3</b> Let's Pray! <i>(up to 10 minutes)</i>	<b>The Offering</b> Offer their gifts to God.	<b>KidsOwn Worship Kit:</b> <i>KidsOwn Worship DVD</i> <b>Classroom Supplies:</b> Offering bowls, video equipment
	<b>No Matter What</b> Sing of God's faithfulness.	<b>KidsOwn Worship Kit:</b> <i>KidsOwn Worship DVD</i> <b>Classroom Supplies:</b> Video equipment
	<b>Prayer Partners</b> Pray for a friend.	

\* Starred activities can be used successfully with preschool and elementary children together.

Customize your session to fit your needs. You can separate preschoolers and elementary children for Let's Learn the Point! Or, if you keep the children all together for the entire worship session, we suggest you choose from the starred activities.

# *Peter Explains Belief in Jesus*

## *1 Peter 1:3-9*

This epistle, written by Peter, was intended to give the early Christians hope in the face of persecution. In the Roman Empire, things had gotten rough for Christians. They didn't share their society's values or gods. And they didn't worship the emperor, as they were commanded to do. The mad emperor Nero wanted to rebuild Rome, so he burned it himself in A.D. 64 and blamed the Christians. Under Nero, persecution and torture of Christians were raised to a new level. Nero invented new, creative ways of torturing people to death (such as using human torches to light his evening gladiator contests), just to be used on the Christians.

This level of persecution is the context in which Peter wrote this letter. However, notice that Peter didn't start this epistle by talking about all the terrible things that his readers had been experiencing and hearing about. Instead he focused on praising God for the wonderful things God had done for them and reminded them of the hope they have in the future, even in the face of death. Peter's approach in facing trials was that no matter how difficult the trial we face, nothing compares to the greatness of what God did for us. Therefore we can praise God no matter what's happening in our lives.

Hope in the Bible isn't the kind of hope a child has when hoping for the latest Nintendo game for Christmas. Instead, the hope spoken of in the Bible is a confidence in something sure—a faith that the future will bring good, no matter how bad things may look at the time. As we studied in last week's lesson, this hope is based on Jesus' resurrection. Because he rose from the dead, we, too, have hope of being raised from the dead to spend eternity with him.

Peter speaks in 1 Peter 1:7 of the testing of our faith and how faith is proved genuine through suffering. It's important to note that such testing doesn't prove anything to God—he already knows how faithful we are or would be in the face of suffering. What such suffering does is show us our areas of weakness and allow us to trust in his strength.

Peter's reference in 1 Peter 1:8 to the people believing in Jesus without having seen him was likely a direct reference to Jesus' statement in John 20:29b: "Blessed are those who have not seen and yet have believed." Peter was encouraging his readers and seeking to build their faith, commending their faith and joy in Jesus. The goal of that faith, the hope that kept them going—and keeps us going, as well—was the salvation that we receive by God's grace through faith in Jesus.

### ***Devotion for Leaders***

Jesus' victory over death brings us unchanging and unfailing hope. Thank you, Jesus, for restoring our souls, giving us real joy, and providing hope to carry on!

**Weaving Faith Into Your Life:** How does hope in Jesus influence your happiness or unhappiness? Is it possible to have hope and still feel unhappy? Having hope doesn't mean we walk around with huge grins on our faces all the time, but it definitely alters how we view life. Ask God to show you how your life should reflect your hope in Jesus.

## Why We Worship for Leaders

“Praise be to the God and Father of our Lord Jesus Christ! In his great mercy he has given us new birth into a living hope through the resurrection of Jesus Christ from the dead” (1 Peter 1:3). This verse celebrates the amazing work God has done for us, and it gives us a very good reason to be full of joy! Because of God’s love and mercy, and because of Christ’s death and resurrection, we can be born again. Use this worship session to help children celebrate the new birth we have in Christ and all the benefits it brings to us.

## Easy Prep for Leaders

### Let’s Praise God!

- Make sure your video equipment is ready.
- Before the worship session, tape a long sheet of newsprint on the wall, mural-style, at children’s eye level. Set out markers by the newsprint.

“**Deacon, Hudson, and Ben’s Story**”—Watch “Deacon, Hudson, and Ben’s Story” at least once before the worship session so you’ll be familiar with it.

**Preschool Activities**—Refer to the preschool pages for preparations.

## 1 Let’s Praise God!

Play KidsOwn Worship music videos as children arrive. Greet children by name, and say to each one, “Hello! Welcome to children’s church! Do you know any stories about when you were a baby? Do you know the story of when you were born, or did you do anything funny when you were a baby? Be thinking about what you were like as a baby while you draw a picture of yourself as a baby.” Show children the newsprint mural and the markers, and ask them to draw pictures of themselves as babies.

When all children have arrived and finished drawing baby pictures,

**Say** **Hello! Welcome to children’s church. We’re here to worship Jesus. Today we’ll worship Jesus because he loves us so much that he gives us new birth.**

**Ask** • **What do you think that means?** (Jesus makes us into something new; Jesus gives us life.)


**Say** **Jesus gives a brand-new life to those who believe in him. He can do that because he’s God and because he has power over death. Jesus died and came back to life, and he’s alive today! Let’s sing to praise Jesus.**

 Sing “You Gave” (John 14:19b).

**Say** **Jesus had power over death, and he has power to give us new life, too.**

### Worship Leader Tip

Some children, especially preschoolers, may not know stories about themselves as babies. If that’s the case, encourage kids to think about stories of other babies. They can talk about funny things babies do or what it is like to take care of babies.

 Sing "Power Shuffle."

**Say** ▶ **Now I want you to think about those stories from when you were a baby. Turn to the person next to you, and tell that person something you know about yourself as a baby.** (Pause.)

**Ask** ▶

- **Why do our families tell us stories about when we were babies?** (Because I like to hear them; because my parents thought I was cute.)
- **What makes babies so special?** (They need lots of attention; they're new.)

**Say** ▶ **Today we're talking about how Jesus gives us new birth. That doesn't mean we become babies again.**


**Ask** ▶

- **What do you think that *does* mean?** (It means Jesus changes the way we are on the inside; it means Jesus shows us how to get to heaven.)

**Say** ▶ **When we say that Jesus gives us new birth, we mean that he saves us from our sins. He forgives our sins and wipes them away and turns us into brand-new people. Let's sing about the new birth Jesus gives us.**

 Sing "I Have Been Crucified" (Galatians 2:20).

**Say** ▶ **When we follow Jesus and take the new life he gives us, Jesus helps us do more than we ever thought we could. Think about the new life Jesus gives you as we sing.**

 Sing "My Hope Is in the Lord."


**Ask** ▶

- **How hard did you have to work to be born the first time?** (I don't remember; my mother said it was hard.)
- **How hard do you have to work to receive new birth from God?** (Jesus does the work because he forgives us; it's a gift from God.)

**Say** ▶ **The Bible tells us that we don't have to do any work at all to receive new birth from God. God gives us a brand-new life for free. All we have to do is believe in Jesus—that kind of belief is called faith. Let's sing about God's free gift to us.**

 Sing "It Is by Grace" (Ephesians 2:8-9).

**Say** ▶ **The word *grace* means something God gives us even though we don't deserve it, just because he loves us. Let's thank God by leaning on his everlasting arms.**

 Sing "Leaning on the Everlasting Arms."

**Pray** Dear God, you are a great and wonderful God. You give us everything we need. You provide food, clothing, and shelter for us. You give us families and friends. You give us schools and churches. But best of all, you give us the gift of new birth. God, we thank you and praise you for this wonderful gift. Help us learn more about it so we can appreciate you more. In Jesus' name, amen.

## 2 Let's Learn the Point!

### *Preschool Activities, pages 111-112*

At this time, have the preschool leader invite the preschoolers to go to their own room for this section of activities. Tear out the Preschool Activities page, and give it to the preschool leader. Have the preschool leader bring the preschoolers back to participate in Let's Pray! with the older children. If you prefer to keep all the children together, do the starred (\*) activities. They will work well with both elementary and preschool children.

### *Elementary Activities*

#### *\* Privileges of Membership*

**Say** Those who have received God's gift of new birth are in a special club—the club of Christianity. People who belong to clubs often have special privileges that the club gives them. Christians have special privileges, too. Let's explore what those privileges are.

Have kids form groups of three or four. Give each group paper and pencil. Make sure younger kids are in groups with older kids so each group includes readers.

**Say** I'd like each group to think about what it means to be in a club. What do club members do? What kinds of privileges do club members have? What kinds of rules do club members follow?

Give kids a minute or two to discuss club membership.

**Say** Now, let's consider what it means to be a member of God's special club of people who have received his gift of new birth. Look up 1 Peter 1:3-9, and see how many privileges you can find for those who belong to God's club. Then I want you to write a club motto, a club song, or a club cheer that mentions the privileges of membership.


Pass out Bibles, and help the children look up 1 Peter 1:3-9. Give kids 5 to 10 minutes to work. Then have them share their discoveries, as well as their mottoes, songs, or cheers, with the other groups.

- Ask**
- **What did you discover about being a part of God’s club?** (God’s club means salvation of our souls; we have joy in God’s club.)
  - **What does it take to be a member of God’s club?** (You have to believe in Jesus; you have to love Jesus.)
  - **Who can join God’s club?** (Anyone who has faith; everyone.)
  - **Why do you think God wants to give all these privileges to people?** (Because God loves people; because God is good.)

**Say** One thing that’s so special about God’s club is that everyone is invited to join and be God’s best friend. God loves us so much! He created us and wants to be our very best friend. God wants to do good things for us because he’s such a good God. Let’s learn more about how to find God’s gift of new birth.

### *“Deacon, Hudson, and Ben’s Story”*

**Say** God doesn’t just want to be our best friend, he wants us to be part of his own family. And it’s Jesus who makes it possible for us to be a part of God’s family—it’s belief in Jesus that gives us new birth and a new family.

 Show the video “Deacon, Hudson, and Ben’s Story.” The video is about three brothers being adopted.

After the video, help kids form pairs, and distribute Bibles. Have one partner in each pair look up 1 Peter 1:3-4. Have the other partner look up Titus 3:5a. Have the partners read the verses to each other and paraphrase what the verses mean.

- Ask**
- **What does the verse in Titus tell us about salvation?** (It’s God’s gift; we didn’t earn salvation.)
  - **First Peter 1:3-4 says we have new birth into a living hope and a special inheritance. What do you think that means?** (We can be with God after we die; we can be with God forever.)
  - **How does the video we watched remind you of how we can join God’s family?** (He adopts us; he loves us; he wants us to be in his family.)

**Say** We can have new birth into a living hope because of Jesus’ death and resurrection. We know that our new life in Christ comes with some wonderful privileges. We become part of God’s own family—we are God’s own real children. Let’s celebrate the new birth we can have in Christ Jesus.

*(continued on page 113)*



# Peter Explains Belief in Jesus

1 Peter 1:3-9

## Worship Theme:



Jesus gives us new birth.

## Easy Prep for Leaders

**Birthday Cakes**—Prepare cupcakes, a tub of nondairy whipped topping, rainbow sprinkles, napkins, and red licorice sticks cut in half.

## Using Theo

Consider using Theophilus the FaithRetriever puppet today in these ways:

- Have Theo lead the preschoolers from the main worship area to the preschool room.
- Have Theo “hold” his own baby doll (made out of a handkerchief or bandanna) for “Family Traits.”
- See the KidsOwn Worship Kit for a puppet skit written for today’s worship session.



## Born Into God’s Family

Set out the baby dolls and the supplies, and encourage the children to take care of the babies. Encourage them to form family groups and play house with the baby dolls.

After several minutes of play time,

- Ask**
- What do you need to do to take care of a baby?
  - Do any of you have a baby living at your house? What’s it like to have a baby at your house?

**Say** All of you are big boys and girls now, but at one time you were all tiny babies. And you were born into families that fed you, clothed you, and bathed you. The Bible tells us that, just as we’re born into our families, we’re also born into God’s family. People who believe in Jesus become God’s children. God is our daddy in heaven.

- Ask**
- What kinds of special things does your family do together?
  - What kinds of special things do you think God’s family does together?

**Say** Families sometimes have special celebrations or traditions. For example, maybe you always read the same storybooks or have a favorite dessert or prayer to say at bedtime. God’s family has special celebrations and traditions, too. Let’s learn about what it means to be born into God’s family.

### Preschool Leader Tip

If you have trouble obtaining enough baby dolls for each child to have one, improvise by wrapping pillows in receiving blankets or towels.



# Preschool Activities

## \* Family Traits

Every child will need a baby doll to hold.

**Say** Let's pretend that all of you boys and girls are mommies and daddies. You each have your very own baby to take care of.

**Ask** • What would you do to take care of your baby?

Have the children act out their answers to the following questions.

**Ask** • Let's pretend that your baby is hungry. What would you do?

• Let's pretend that your baby is sad and fussy. What would you do?

• Let's pretend that a big dog is barking angrily at your baby. What would you do?

**Say** You are all very good mommies and daddies. You take good care of your babies.

The Bible tells us that God is our daddy. Peter, who was one of Jesus' good friends, wrote a letter to remind all of us about all the good things God will do for us when we're born into his family. Peter said that God has good gifts stored up to give to us, his children, because

he loves us so much.

Peter also said that God will protect us with his power.

**Ask** • Has your mommy or daddy ever protected you so you didn't get hurt? What happened?

**Say** God protects his children just as your mommies and daddies protect you from getting hurt.

Peter also said that being God's children gives us happiness and joy. Right now, I've got something for you that will make you happy and joyful. Let's see what it is.

### Preschool Leader Tip

You may need to help preschoolers understand the concept of God being our "daddy." Explain that God is our daddy in heaven and that he gives us daddies on earth to take care of us and love us. Also be sensitive to children whose fathers do not live at home. Help them understand that God is a daddy who will always love us no matter what.

## Birthday Cakes

Have children wash their hands.

**Say** Today we're celebrating the new birth that God gives to those who believe in Jesus. People who believe in Jesus are born into God's family. We're going to celebrate being a part of God's family by decorating birthday cakes!

Give each child a cupcake, and have the children frost the cupcakes by dipping the tops into the tub of whipped topping. Then let the children shake rainbow sprinkles onto the cupcakes and stick a licorice stick in each one to represent a birthday candle. Have each child put his or her cupcake on a napkin.

Lead the children in singing the following song to the tune of "Ring Around the Rosie."

God gives us new birth  
When we believe  
in Jesus.  
He loves us!  
He loves us!  
We are his kids!

Then let the children eat their cupcakes. While the children are enjoying their treats, talk with them about why it's good to be a part of God's family.

### ALLERGY ALERT



Be aware that some children have allergies that are dangerous. Know your children, and consult with parents about allergies their children may have. Also be sure to carefully read food labels as hidden ingredients may cause allergy-related problems.

(continued from page 110)

## \* A New Birth Party

Bring out the party supplies and the birthday cake. Have kids wash their hands.

**Say** ▶ **Let's have a birthday party to celebrate the new birth we can have because of Jesus' death and resurrection.**

▶ Play KidsOwn Worship music videos. Encourage the children to put on the party hats and make noise with the noisemakers. Have each child put a candle on the cake to represent the new birth he or she can have in Jesus. Light the candles, sing "Happy New Birth to Us," and have two or three children blow out the candles. Cut the cake, and serve it to the children with small cups of punch or juice. Have the children discuss the following questions with a partner.

**Ask** ▶ • **What's the best birthday gift you ever received?**  
• **Why was it the best gift you ever received?**

**Say** ▶ **When we put our faith in Jesus, he gives us a new birth. When we receive that new birth, we become part of God's family and we receive lots of great gifts and privileges. We know that we have a sure hope in Jesus. We know that we have an inheritance that can never be destroyed, and we know that we are protected by God's power. We have great joy, too, and we get to go to heaven to live with God forever. Those are pretty good birthday gifts! Let's thank God for the new birth he gives us.**



## 3 Let's Pray!

### *The Offering*

▶ Play "The Work of His Hands" (Psalm 19:1) and "It Is by Grace" (Ephesians 2:8-9) while the offering bowls are passed.

Have the children put their noisemakers or party hats in the offering bowls and offer a quick prayer of thanksgiving for the new birth that God offers us.

### *No Matter What*

**Say** ▶ **We can believe Jesus when he promises to give us a new birth. And we know he can bring us joy no matter what we're facing. Let's sing about that!**

▶ Sing "No Matter What I'm Facing."

### *Prayer Partners*

Help the children find a friend and spend a few moments praying for each other. Encourage kids to thank God for the new birth that he offers us when we believe in Jesus and to pray that God will guide them as new members of his "club."